


# SOLID, LIQUID, GAS FLOWCHART


- This flowchart walks students through some simple observations to decide if what they have is a solid, a liquid, or a gas.
- It would make a great handout for students to hold on to, and an anchor chart to hang up in the classroom.

# Is it a **Solid**, a **LIQUID**, or a **GAS**?


Follow the arrows to decide which state of matter your item is.




Does the item spread out to fill its container?




Does the item take the shape of its container?



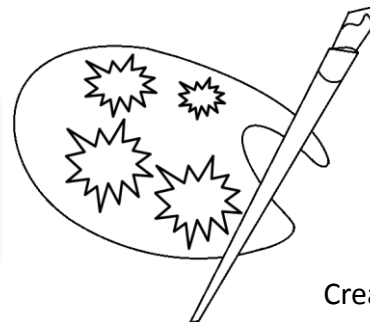
Your item is a Solid.



Your item is a gas.




Your item is a liquid.




# Is it a **Solid**, a **LIQUID**, or a **GAS**?

Follow the arrows to decide which state of matter your item is.




Does the item spread out to fill its container?



Does the item take the shape of its container?



Your item is a Solid.



Your item is a gas.



Your item is a liquid.

