



Barrel of Monkeys


Sequencing Learning Game Template




How to make this a fun game to learn sequencing

- Print and cut out the monkeys. Choose the color or the black and white version and print the number of copies you need. You can print as a full sheet size, or you can change your print settings to print two or four monkeys per sheet. I like to go for big monkey games 😊
- Write a sequencing item or event in each monkey.
- Have the students hang the monkeys together in the order of events.
- You can also have the students color the black and white monkey, and write their own events to show understanding of something they have learned or read!
- A sample game to learn the plant life cycle is included!







Plant Life Cycle Monkeys




Seed




Germination




Root
and
Stem



Leaves



Flowers



Pollination

Thank you, from Elementary Ali!

Visit my [store](#) and [blog](#) for more ideas and resources!

Copyright Information

Products created by Elementary Ali and the website (teachersworkstation.com) are owned and operated by Alicia Cobb, Elementary Ali. All materials, clipart, photographs, and products are copyrighted by Elementary Ali and are protected under copyright laws.

Any materials, clipart, photographs, and products downloaded or purchased from my TeachersPayTeachers store or teachersworkstation.com are intended for individual classroom use (one user), and never for commercial purposes. Sharing is only permitted with the purchase of multiple user licenses. Any unauthorized duplication or publication of materials, clipart, photographs, or products by Elementary Ali will be subject to legal action under copyright laws.

Please, feel free to email any questions or requests to elementaryali@gmail.com